

# Hydraulic Excavators XE330ULC



Rated power : 173 kW (232 hp)  
Operating weight : 34500 kg (76059.5 lb)  
Bucket capacity : 1.6 m<sup>3</sup> (2.1 yd<sup>3</sup>)





# INTRODUCTION OF XCMG

XCMG, as a leading enterprise valued of 100 billion RMB, with the largest scale, the best technology level, the largest export volume, and high competitiveness and influence in China's construction machinery industry, has been occupying the first place in China's construction machinery industry for decades, and it now ranks the third in the world industry and the 382th among the world's top 500 brands.

The main products by XCMG consists of 16 categories of equipment such as hoisting machinery, excavation machinery, concrete machinery, mining machinery, earth-moving machinery and road machinery, etc., as well as three categories of key components such as hydraulic system, transmission system and electric control system. Among above-mentioned, hoisting machinery ranks first in the world, and package solution of road construction and maintenance machinery, piling machinery and concrete machinery are among the first-class bloc in the world.

XCMG has accumulated more than 8000 approved patents, including more than 1900 invention patents and more than 130 PCT international patents. Entities of R&D centers, manufacturing plants or KD factories are in operation in more than 10 countries such as Germany, the United States, Brazil and India, XCMG has also acquired three European enterprises including Schwing in Germany. The Brazil manufacturing plant, with an investment of 350 million dollars to build up factories on a bare ground, has become a model of economic cooperation between China and Brazil. At present, XCMG products are exported to 187 countries and regions, covering 97% of the countries along "The Belt and Road" area. In export business to 35 countries, XCMG's proportion ranks NO. 1, with a steady first place within Chinese industry in terms of annual export volume and overseas income.



The newly upgraded XE330ULC builds on its reputation as one of the most sold and appreciated excavators of XCMG. All systems have been designed on the basis of harmonious matching of sufficient power, hydraulic flow, versatility, low fuel consumption and environmental protection features.

If you are looking for a tough machine from a durable brand you can trust to get your work done with efficiency, look no further than our XE330ULC. Its versatile design and innovative features deliver the performance you expect to do various difficult jobs.



## Built to last

The robust design featuring state-of-the-art Cummins Tier 4 Final compliant engine, XCMG engineered valves and motors, and upgraded hydraulic system, coupled with reinforced boom, arm, structural parts, and enlarged cylinders makes the XE310ULC a reliable machine that will live up to your every expectation during digging, breaking, grading and various applications.

## Made to do more

Multiple sizes of buckets including 1.6 m<sup>3</sup> (2.1 yd<sup>3</sup>) Reinforced Bucket, 1.4/1.8 m<sup>3</sup> (1.83/2.35 yd<sup>3</sup>) Rock Bucket give you more options in different jobsites. Further with a wide range of attachments, the machine has more to offer.

## Protected with these solutions

Every XCMG excavator is designed with safety as a high priority. The machine has standard features of ROPS and optional OPG certified cab, rear view and right view cameras, emergency stop, guard rails, anti-burst valve, and LED working lights. Both the operator and people around the machine are well.

## Optional features give you more

The XE310ULC comes with every feature that the operator would expect on the equipments. Additionally, it can always surprise you with multiple optional equipment such as two types of arms, hydraulic thumb, timber grab, hydraulic shear, scrap shear, vibratory, etc.

## Easy-to-use attachments

As standard, single & dual way auxiliary hydraulic pipelines (AUX1) for attachments such as hammer, grapple; and dual way auxiliary hydraulic pipelines (AUX2) for rotating such as clamshell, shear.

## Operator comfort

To ensure operator comfort, it offers a spacious cab with low noise and reduced vibration by silicon-filled viscous mount and excellent all-round visibility. Fully adjustable heated air suspension seat and air conditioner with defroster as standard. The centralized control buttons and upgraded human machine interface makes ease of operations.

## Precise control

With 8 attachment modes and 3 power modes and proportional joysticks, the operator can finish demanding tasks with confidence and efficiency.

## Powerful engine

The reliable Cummins B6.7 T4F engine delivers exceptional power while reducing emissions and fuel consumption by adopting high pressure common-rail electronic injection system among other advanced technologies such as Diesel Particulate Filter (DPF) and associated regeneration system to achieve less emissions.

## Easy maintenance

The grouped filters and centralized lubrication points for boom, arm and bucket, easily accessed from the ground level, these make daily maintenance more efficiently and safely. All maintenance information can be displayed and reminded from the monitor for the operator.

## User friendly

The meticulously designed 8" LCD color display is optimized for efficient control. Besides, all other Human Machine Interface such as joysticks, panels, bottoms are ergonomically engineered to save time and efforts during operations. All other Human Machine Interfaces, such as joysticks, panels and buttons, are ergonomically engineered to save time and efforts during operations.

## Robust undercarriage

The robust undercarriage, reinforced boom, arm and bucket, X-shape frame, and the adopting of specially processed wear resistant steel can protect the machine from hard rocks and debris, improve durability and increase uptime.



# Excellent Performance and Fuel Economy

## Power without compromise



- The XE330ULC makes handling your task efficient and comfortable.
- The optimized hydraulic system makes sure that all that engine power is used in the best possible way by delivering accurate maximum pumping in a smooth way.
- All that power has reliably increased the digging power, the lifting capacities, and the traction force.
- Greater fuel efficiency means you can keep costs down and reduce environmental impact.

## — POWER MATCH TECHNOLOGY

The XE330ULC is equipped with a Cummins B6.7 engine. The engine is famous for its excellent fuel efficiency, reliability and long service intervals that it combines exceptional power output and high torque at low revs. Selective Catalytic Reduction (SCR) technology combined with a Diesel Particulate Filter (DPF) ensures compliance with Stage V regulations. If the engine is the heart of the excavator, the XICS (XCMG Intelligent Control System) is its brain that provided a perfectly synchronized communication link between the engine's ECU (Electronic Control Unit) and the hydraulic system. The CANBUS (Controller Area Network) system enables a constant flow of information between the engine and the hydraulic system, so that power was delivered exactly as needed.

## — FUEL ECONOMY TECHNOLOGY

- A choice between 3 power modes and 8 attachment modes guarantees optimum performance under all conditions.
- Electronic control of fuel consumption.
- The auto-idle function reduces the engine speed when the controls is inactive for a preselected amount of time or when the safety lever is switched off. The engine will immediately return to its original selected speed when the operator touches the controls.
- For optimum cooling, the fan speed is controlled by a viscous clutch that results in lower fan noise with better fuel efficiency.







### — Easy hydraulic maintenance:

- 2000/4000 hours of hydraulic oil replacement (depending on the hydraulic oil type)
- Replace the hydraulic oil return filter after 500 hours.
- Replacement of the hydraulic oil suction filter element after 2000 hours.

### — Less engine service:

- 500 hours engine diesel filter replacement.
- 500 hours engine oil and filter replacement.
- The long service intervals guarantee limited downtime.



# First Choice for Comfort

The XE330ULC cabin is designed to support increased productivity with a spacious comfortable operator environment. The pressurized cab is ISO-certified for your safety and offers a comfortable heated fully adjustable air-suspension seat with several storage compartments and a clear all-round view of your jobsite. The reduced noise and vibration levels with automatic air-conditioning/cli-mate-control will make your workday more easy and comfortable.



## POWER

With ergonomic and simple-to-operate, Kawasaki's proportional joystick delivers most precise and smooth control over all movements. The orientation of the joystick's rollers and but-tons is adjustable.

## Advanced control technology

Ergonomic, advanced, and simple-to-operate, Kawasaki's proportional joystick delivers ultra-precise and smooth control over all movements. The orientation of the joystick's rollers and buttons are adjustable.

## Air conditioning with automatic climate control

A choice from 5 different working modes to regulate the airflow and to adjust the system's air temperature maintains the optimal desired temperature. A recirculated air function is also available.

## Bluetooth radio as standard and DAB radio as option

Standard Bluetooth FM radio. Optionally, we now also offer a radio with DAB function. Bluetooth FM radio is standard feature.

## Storage space

The new cab has 4 storage compartments including a hot/cool box, a storage box, a magazine/file holder, and a cup holder.

## Cab suspension


Even at the roughest applications where you are working, the cab's improved new suspension system dampens and smoothens out unwanted feedback from your jobsite.

## Quick coupler control

A standard quick coupler hydraulic system with pipelines lets you exchange your attachment easily from the operator's seat. It facilitates the most common systems.





- 
- 1 Spacious operator space
  - 2 Large travel pad
  - 3 Heated air suspension seat
  - 4 Power outlet
  - 5 All around AC and heating
  - 6 Proportional hydraulic joysticks
  - 7 High quality loudspeaker
  - 8 Engine stop switch in the cab
  - 9 Color LCD monitor
  - 10 Storage compartments
  - 11 Safety lever
  - 12 Cup holder

## Simple and Easy Control

### ► Machine interface

All machine interfaces – including joysticks, keypad, panel, and larger LCD monitor – are ergonomically designed for optimum control and efficiency, resulting in increased productivity and workplace wellbeing. The switches have been simplified and climate control is now integrated into the keypad for easy adjustments.

- The new multi-function 8" TFT LCD monitor displays a comprehensive range of useful technical information, allowing you to check the machine's status and settings at a glance.
- Highly sensitive and low-effort joysticks and clear convenient controls enable you to work smoothly and safely with minimum effort for increased comfort and efficiency.
- The new adjustable proportional auxiliary functions support precise and smooth control of your attachments.

### Intelligent Monitor

The upgraded 8" TFT monitor features a day and night display with full user access to the machine settings and maintenance data. Any abnormality is clearly displayed on the screen, allowing you to work safely and confident with an accurate overview of all conditions. All important data can be directly monitored from the main screen.

### Dynamic power management

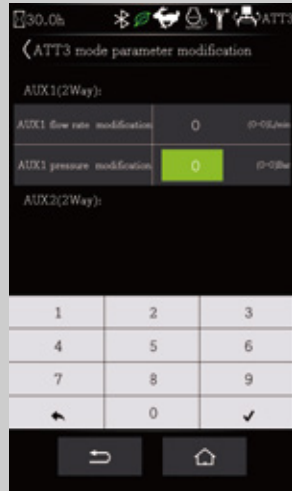
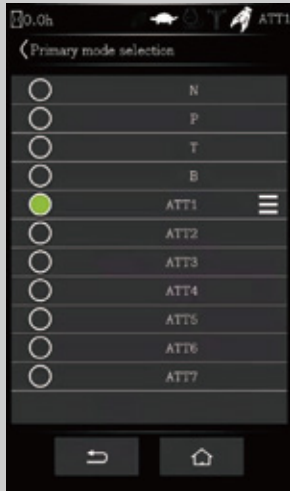
- Activating the power boost control system increases the digging force by 8.8%.
- Auto-idling starts 4 seconds after all controls are returned to the neutral position.



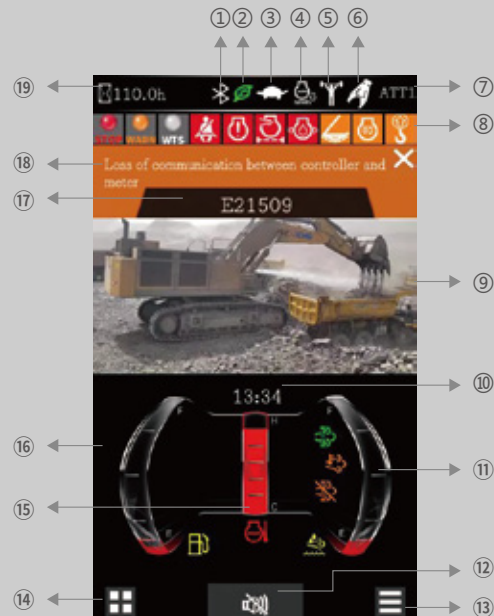
## 8 work modes and 3 power modes

Deliver the needed power according to your specific application while minimizing fuel consumption:

- N: Normal mode, • H: Heavy-duty mode, • S: Standard mode,
- Eco: Economy mode, • T: High altitude mode, • ATT1: Breaker/hammer mode,
- ATT2: Thumb plier mode, • ATT3: Shear mode, • ATT4/5: Auxiliary modes.



1. Bluetooth
2. Energy saving icon
3. Travel speed (H/L)
4. Automatic idle
5. Power boost
6. Work mode
7. Mode and gear
8. Notification icon
9. Camera
10. Time and date
11. Urea level
12. Mute button
13. Main interface set
14. Menu
15. Coolant temperature
16. Fuel level
17. Fault code area
18. Fault description
19. Hour meter





## ► Designed for long-term robustness and safety

XCMG continually manufactures the most rigorous strength and reliability testing procedures. The XCMG U-series features durability under the most extreme conditions and is therefore one of the most popular brands in its home market. We continually manufacture the most durable machines in order to reduce the cost of ownership. The robust upper frame, undercarriage structure, and front attachments show their real value in tough working conditions and guarantee higher productivity.

### Reinforced durability of the X-chassis

The X-shaped undercarriage has a higher durability than demanded on the jobsite, which was proven through numerous tests including road tests and virtual simulation.

### Undercarriage durability with easy maintenance

- The chain is composed of sealed, self-lubricating links for long-term performance.
- Long life track tensioners and the idlers.
- Heavy-duty wear resistant cast sprockets.
- Durable lubricated track rollers.

### Strengthened boom and arm

FEA has been used to calculate the best load distribution throughout the machine's structure. For better protection of the base of the arm, reinforced bars have been added. The arm structure has been strengthened for the toughest conditions.

### Hi-grade (high-pressure) hoses

The U-series uses a new type of high-pressure hoses with improved heat and pressure resistance to increase the durability of the hoses.

### Reinforced pin, bush and polymer shim

The new series improved the lubricity of the connecting parts between the machine and the attachments. The gaps with attachments are minimized by wear-resistant long-life pins, bushes, and polymer shims, which produce the highest performance with invariable durability.





# Maintenance

## ► Excellent serviceability

Our machines are designed for simple routine maintenance, while skilled XCMG technicians are available to provide extra support if needed. To get the most out of your machine, choose the package you need from a broad range of service agreements. Uptime, productivity and residual value are all maximized, which makes the XE310ULC an economical and rewarding choice.

## Simple and easy maintenance

- A large guard rails are installed along with anti-slip steps and plates, for safer and easier access to the whole upper structure.
- The cab's air-conditioning filter is lockable and placed on the cab's side for easy access.
- A battery cut-off switch to easily disconnect the battery for jobsite-required safety measures.
- Shut-off valves on the pre-filter piping line and the fuel tank drain piping make servicing easier and prevents pollution from leakage.
- The engine parts can be reached easily via the top and side panels.
- For extra accessibility and servicing convenience, all filters (engine oil filter, fuel pre-filter, fuel filter and hydraulic pilot filter) are located in the pump compartment.

## Pre-start monitoring system

The XE310ULC has a pre-start monitoring system that shows you coolant temperature, hydraulic oil temperature, engine oil pressure, fuel levels, and the AdBlue® level. It will also show fluid and filter intervals to keep the machine in top performing condition.

## Proactive maintenance solutions

- Extended warranty: covering parts, travel and labor.
- Routine maintenance: your dealer will support you with routine service at regular intervals.
- Genuine parts: The parts were manufactured and tested to ensure long lifetime.

## SCR and easy diesel filling

The ECU (Engine Control Unit) monitors the AdBlue® system with sensors and warns the operator for potential system malfunctions. A fuel filler pump, an on-board pump system, lets you fill your fuel tank quickly from an external source (like a fuel drum) – the system stops automatically when the fuel tank is full or the fuel source is empty.

## Centralized lubrication greasing points

This makes maintenance easier.



# Technical Specification

## Engine

Designed to deliver superior performance and fuel efficiency, the Cummins Stage V diesel engine fully meets the latest emissions regulations. To optimize machine performance, the engine uses high-pressure fuel injectors, a VGT™ turbocharger inter-cooler and electronic engine controls. A 4-cycle water-cooled, turbocharged, Exhaust Gas Recirculation (EGR) and Selective Catalytic Reduction (SCR) with a Diesel Particulate Filter (DPF).

Model	Cummins B6.7
No. of cylinders	6
Rated power at 2000 rpm	
(SAE J1995)	173 kW (232 hp) at 2000 rpm
(SAE J1349)	—
(ISO 9249)	149 kW (200 hp)/2000 rpm
Max. torque at 1500 rpm	949 N·m (700 ft·lb)
Idle (low - high)	700 - 1200 rpm
Piston displacement	6.7 L (1.8 gal)
Bore × stroke	107 mm × 124 mm (4" × 5")
Starter	24 V × 7.8 kW
Batteries - Alternator	2 × 12 V, 150 Ah - 24 V, 70 A
Air filter	Donaldson the latest PSD air filter and pre-filtered dust separator

## Weight

	Shoe width (mm/in.)	Operating weight (kg/lb)	Ground pressure (kPa/psi)
Triple grouser	600/24"	32500/71650.2	59.8/8.7
	700/28"	32900/72532.1	52/7.5
	800 (Std)/31"	34500/76059.5	49/7.1

## Hydraulic system

The XICS (XCMG Intelligent Control System) is the brain of the excavator - minimizing fuel consumption and enabling the efficiency of the hydraulic system to be optimized for all working conditions. To harmonize the operation of the engine and the hydraulics, the XICS is connected to the engine's electronic control unit (ECU) via a data transfer link.

- The hydraulic system enables independent and combined operations – 2-speed travel offers either increased torque or high travel speed.
- Cross-sensing pump system and auto-deceleration system improve fuel efficiency.
- 8 work modes, 3 power modes - flow and pressure control of auxiliary hydraulic circuits from the control panel.
- Computer-controlled pump flow control.

### > Pumps flow & system pressure

Main pumps, type:	2 × variable displacement tandem axial piston pumps
Maximum flow at 2000 rpm	2 × 320 L/min (2 × 84.5 gal/min)
Pilot pump, type:	Gear pump
Maximum flow at 2000 rpm	23 L/min (6 gal/min)
Relief valve settings:	
Pressure up	34.3/37 MPa (4975/5366 psi)
Travel	34.3 MPa (4975 psi)
Swing	30 MPa (4351 psi)
Pilot	3.9 MPa (566 psi)

## Undercarriage

Extremely robust construction throughout - made of high-quality, durable materials, with all welded structures designed to limit stresses.

- Lifetime lubricated track rollers, idlers and sprockets fitted with floating seals.
- Track shoes made of induction-hardened alloy with triple grouser.
- Heat-treated connecting pins.
- Hydraulic track adjuster with shock-absorbing tension mechanism.

### > Number of rollers and track shoes per side

Upper rollers (standard shoe)	2
Lower rollers	9
Number of links & shoes per side	48
Link pitch	216
Overall track length	4930 mm (16'2")

## Cab

Optimal climate control is provided by the integrated air-conditioning and heating system. An automatically- controlled fan supplies the pressurized and filtered cab air, which is distributed throughout the cab from multiple vents. The fully adjustable heated air suspension operator's seat includes a seat belt. The operator can adjust the ergonomic seat and joystick console separately according to his preferences.

Note: Declared single-number noise emission values are the sum of measured values and the associated uncertainty, and they represent the upper boundaries of the range of values which is likely to occur in measurements.

### > Noise emission

A-weighted emission sound pressure level at the operator's position, LpAd (ISO 6396:2008)	73 dB (A)
A-weighted sound power level, LwAd (2000/14/EC)	Declared : 104 dB (A) Measured : 103 dB (A)



# Technical Specifications

## Component weights

Item	Unit	XE330ULC	Remarks
Upper structure without front	kg/lb	13823 (30474.5)	With counterweight
Lower structure assembly	kg/lb	11186 (24660.9)	800 mm/31" in shoe
Front assembly	kg/lb	3922 (8646.5)	Without cylinder
Counterweight	kg/lb	6000 (13227.7)	SLR counterweight:
Boom	mm/kg (ft/lb)	6150/2180 (20'2"/4806.1)	Including bushing
Arm	mm/kg (ft/lb)	3200/1184 (10'6"/2610.3)	Including bushing

## Drive

An independent, high-torque axial piston motor through a planetary reduction gearbox drives each track. Two levers with foot pedals guarantee smooth travel with counter-rotation on demand. The track frame protects the travel motors with hydraulically released multi-disc brakes and planetary gears.

### > Speed & traction

Travel speed (low - high)	3.3-5.5 km/h (2.0-3.4 mph)
Maximum traction	25.6 ton (56438.3 lb)
Maximum gradeability	35° / 70%

## Buckets

Bucket type	Capacity (m³/yd³) SAE	Width (mm/in.)		Weight (kg/lb)	Boom 6.15 m/20'2" Arm 3.2 m/10'6" Shoe 800 mm/31"
		With side cutters	W/o side cutters		
GP	1.8/2.4yd³	1602/5'3"	1602/5'3"	1452/4'9"	C
HD (std)	1.6/2.1yd³	1450/4'9"	1450/4'9"	1441/4'9"	B
SD	1.4/1.8yd³	1300/4'3"	1300/4'3"	1369/4'6"	A

## Hydraulic cylinders

High-strength steel piston rods and cylinder bodies. Shock-absorbing (cushion) mechanism fitted in all cylinders for shock-free operation and extended piston life.

Cylinders	Quantity	Bore × rod diameter × stroke (mm/in.)
Boom	2	140 × 100 × 1407 (5.5 × 3.9 × 55.4)
Arm	1	160 × 110 × 1646 (6.3 × 4.3 × 64.8)
Bucket	1	140 × 100 × 1156 (5.5 × 3.9 × 45.5)

## Swing mechanism

The swing mechanism uses an axial piston motor, driving a 2-stage planetary reduction gear for maximum torque bathed in oil.

- Swing bearing: single-row, shear type ball bearing with induction hardened internal gear.
- Internal gear and pinion immersed in lubricant.

### > Swing speed & torque

Maximum swing speed	10.3 rpm
Maximum swing torque	97.8 kN·m (72133.6 lbf·ft)

### > Fluid capacities

Fuel tank	520 L (129.4 gal)
Cooling system (radiator)	26 L (6.9 gal)
Urea (DEF) tank	48 L (12.7 gal)
Hydraulic oil tank	220 L (87.2 gal)
Engine oil	26 L (7.9 gal)
Swing drive	10.5 L (2.8 gal)
Travel device	2 × 9.5 L (2 × 2.5 gal)

**GP: General purpose;**

**HD: Heavy duty;**

**SD: Severe duty;**

A: Suitable for materials with a density less than or equal to 2100 kg/m³ (131 lb/ft³)

B: Suitable for materials with a density less than or equal to 1800 kg/m³ (112 lb/ft³)















C: Suitable for materials with a density less than or equal to 1500 kg/m³ (93 lb/ft³)

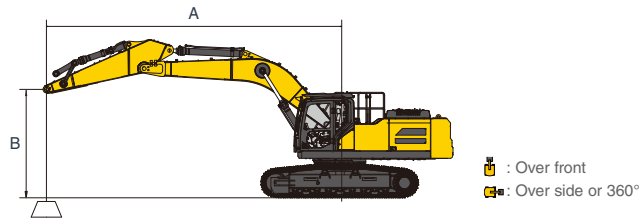
Based on ISO 10567 and SAE J296, arm length without quick-coupler. For reference only.

# Lifting Capacities

## XE330ULC

Model: Rated lift capacity (kg/lb) of XE330ULC standard track width: 3390 mm (11'1") • W/o bucket

B A		1.5 m/5.0 ft		3.0 m/10.0 ft		4.5 m/15.0 ft		6.0 m/20.0 ft		7.5 m/25.0 ft		9.0 m/30 ft		Lifting capacity		Lifting radius
																
7.5 m/25.0 ft	kg/lb									*7140/*15720	6040/13300			*6690/14710	6310/13890	7.3 m/24
6.0 m/20.0 ft	kg/lb													*6410/14110	5200/11450	8.2 m/27
4.5 m/15.0 ft	kg/lb							*8360/*18400	8210/18060	*7570/*16650	5910/13010			*6390/14070	4620/10170	8.8 m/29
3.0 m/10.0 ft	kg/lb					*12720/*27990	11700/25740	*9690/*21320	7810/17190	*8230/*18120	5720/12590	7200/15840	4390/9670	*6580/14480	4320/9520	9.1 m/30
1.5 m/5.0 ft	kg/lb					*15010/*33030	10990/24180	*10940/*24070	7450/16400	*8910/*19600	5530/12170	7110/15640	4310/9490	6960/15320	4230/9300	9.1 m/30
0.0 m/0.0 ft	kg/lb			*7600/*16720	*7600/*16720	*16060/*35340	10640/23410	*11750/*25860	7210/15860	9090/20000	5390/11860			7140/15710	4310/9480	8.9 m/29
-1.5 m/-5.0 ft	kg/lb			*13890/*30560	*13890/*30560	*16020/*35250	10550/23220	*11950/*26300	7110/15640	9020/19850	5330/11730			7700/16940	4620/10160	8.4 m/28
-3.0 m/-10.0 ft	kg/lb			*20870/*45920	20540/45200	*15010/*33020	10640/23410	*11360/*25000	7140/15710	*8670/*19080	5390/11860			*8450/18590	5290/11650	7.6 m/25
-4.5 m/-15.0 ft	kg/lb			*17170/*37780	*17170/*37780	*12690/*27920	10890/23970	*9360/*20600	7350/16170					*8520/18740	6840/15050	6.4 m/21

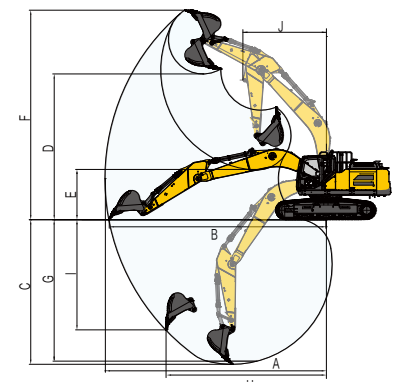
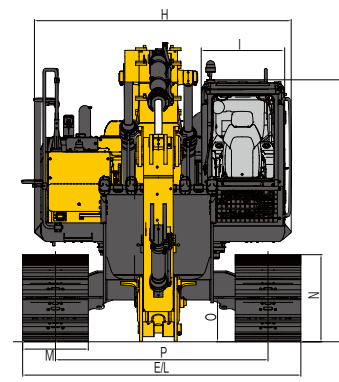
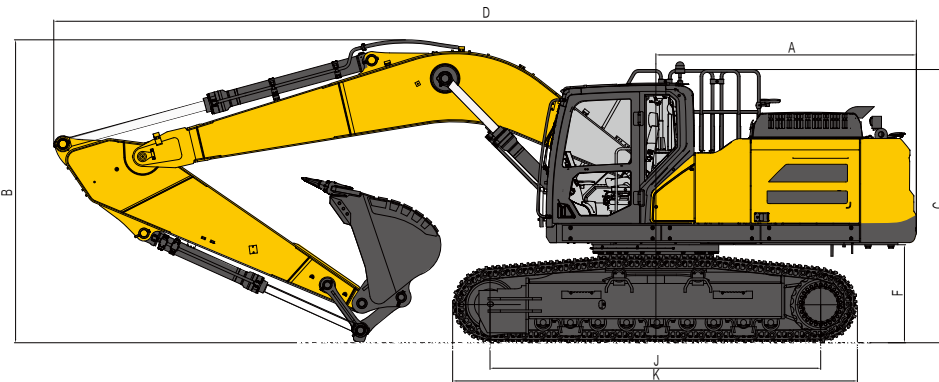


1. The lifting capacity is based on the ISO10567 standard.
2. \* = The maximum lifting capacity is limited by the hydraulic capacity of the machine.
3. The lifting capacity does not exceed 87% of the hydraulic capacity or 75% of the tipping load with the machine on level and firm ground.
4. The operator should be familiar with the machines operating- and maintenance manual. Local regulations concerning the safe operation of machinery must be followed at all times.
5. The lift diagrams only covers machines that are originally built by XCMG: without lifting chains and any other lifting equipment.
6. When the excavator is used to lift or handle materials, it must comply with local regulations.





# Technical Specifications



## Dimensions

XE330ULC		mm/ft.in
Boom length - mm/ft.in		6150/20'2"
Arm length - mm/ft.in		3200/10'6"
Bucket capacity - m³/yd³		1.6/2.1
A	Tail swing radius	3174/10'4"
B	Shipping height (boom)	3552/11'7"
C	Shipping height (guardrail)	3337/10'9"
D	Shipping length	10470/34'4"
E	Shipping width	3390/11'1"
F	Counterweight clearance	1223/4'0"
G	Height over cab	3198/10'6"
H	Upper structure width	3192/10'6"
I	Cab width	1015/3'4"
J	Track length on ground	4030/13'3"
K	Track length	4930/16'2"
L	Undercarriage width	3390/11'1"
M	Shoe width std.	800/31"
N	Track height	1059/3'5"
O	Ground clearance	538/1'8"
P	Track Gauge	2590/8'6"

## Working range

XE330ULC		mm/ft.in
Boom length - mm/ft.in		6150/20'2"
Arm length - mm/ft.in		3200/10'6"
Bucket capacity - m³/yd³		1.6/2.1
A	Max. digging reach	10830/35'5"
B	Max. digging reach (ground)	10644/34'9"
C	Max. digging depth	7021/23'0"
D	Max. loading height	7232/23'7"
E	Loading height	2520/8'3"
F	Max. digging height	10360/34'0"
G	Max. vertical wall depth	5366/17'6"
H	Max. radius vertical	7855/25'9"
I	Max. digging depth (8° level)	6858/22'5"
J	Min. swing radius	3962/13'0"

## Digging forces (ISO)

XE330ULC		mm/ft.in
Boom length - mm/ft.in		6150/20'2"
Arm length - mm/ft.in		3200/10'6"
Bucket capacity - m³/yd³		1.6/2.1

Bucket  
 (Normal/Press. Up) - kN/lbf

206/222 (46311 lbf/49908 lbf)

Arm  
 (Normal/Press. Up) - kN/lbf

155/167 (34845 lbf/37543 lbf)

## › Standard and Optional Equipment

### Engine

Urea tank AD Blue	●
Auto-preheating	●
Fuel-water separator with water level instruction sensor	●
Radial seal air cleaner	●
Air prefilter	●
The cooling assembly in 50°C (122°F) ambient temperature	●
Dust screen for radiator	●
Fuel oil gauge	●
Fuel-water quickly release device	●
Coolant heater (Diesel)	○
Fuel-water separator with heater (24 V) Optional when temperature is below 25°C (77°F)	○
Electronically controlled silicone oil clutch	●
Fuel filling pump	○
Air pressure difference indicator	●
Auto idle	●

### Cab & interior

Pressurized cab	●
Air suspension seat with heater	●
Control box on left and right	●
Rain visor (Not mounted when front upper guard exists)	●
Front windshield divided by 70/30 ratio	●
Double laminated windshield glass and other tempered glass	●
Sliding upper door window	●
Air conditioner with defroster [Automatic][Pressurized ]	●
Color LCD display with warning,filter / liquid refill and working hours information	●
Travel control pedal with detachable manual control lever	●
Double stereo speaker	●
Cup holder	●
Coat hook	●
Washable floor mat	●
Safety belt	●
High and low travel speed switch	●
One-key boost	●
Reserved switch for working attachment	●
Sun visor	●
Skylight	●
Multi-gear windshield wiper with intermittent feature	●
File packet	●
Emergency exit on rear window	●
Hammer for emergency escape	●

### Conterweight

6 t (13227.7 lb) counterweight	●
--------------------------------	---

### Lubrication system

Electric auto lubrication system	●
Arm centralized lubrication system	●

### Hydraulic system

Auxiliary hydraulic valve	●
Single or dual way pipeline	●
Quick coupler piping	●
Rotary attachment piping	●
Hydraulic oil ISO VG 46	●
Hydraulic oil ISO VG 32	○
Hydraulic oil ISO VG 68	○
Electric proportional joysticks on the left and right	●
Spare valve plate	●
Pressure monitor gauge	●
Adjustable flow instrument of AUX1 and AUX2 pipeline	●
Adjustable pressure instrument of AUX1 pipeline	●
Adjustable pressure instrument of AUX2 pipeline	○

### Boom, arm and bucket

Boom-6.15 m (20'2")	●
Arm-3.2 m (10'6")	●
Rock bucket-1.4 m³ (1.83 yd³)/1324 mm (4'4")	○
Arm-2.7 m (8'10")	○
Reinforced bucket-1.6 m³ (2.1 yd³)/1444 mm (4'9")	●
Rock bucket-1.8 m³ (2.35 yd³)/1602.5 mm (5'3")	○
Ditching bucket (31.5")	○
Thumb	○
Breaking Hammer	○
Scarifier	○
Hydraulic shear	○
Straight breaking hammer	○
Orange peel grab	○
Timber grab	○
Grapple	○
Vehicle dismantling shear	○
Scrap shear	○
Crushing pliers	○
Hydraulic vibratory compactor	○

### Undercarriage

Triple track guards for both sides	●
2 × 9 bottom rollers	●
2 × 2 carrier rollers	●
Tow ring on the bottom frame	●
2 × 48 joints track with triple grouser shoes, 600 mm (24")	○
Guard kits: Bottom sealing plate of undercarriage, sealing plate of travel motor	●
Track with triple grouser shoes, 700 mm (28")	○
Track with triple grouser shoes, 800 mm (31")	●

### Safety and guards

Anti collision beam	○
Lock for the cab door and each cabin	●
Warning horn	●
The quick coupler button with warning	●
Isolation plate between engine and pump chamber	●
Battery disconnect switch	●
Overheating warning	●
Safety handrail and pedals	●
Anti-skid plate/anti-skid paste	●
Hydraulic safety locking lever	●
Left and right rearview mirrors	●
Counterweight rearview mirror	○
Anti-burst valve on the boom	○
Anti-burst valve on the arm	○
Roll over protective structure	●
Operator protective guard	○
Top protective net	○
Protective net on upper front windshield (Bar type)	○
Protective net on lower front windshield (Bar type)	○
Protective net on lower front windshield (Grid type)	○

### Electrical system

Battery (2 × 850 CCA)	●
70 A alternator	●
7.8 kW starter motor	●
12 V Electric power interface	●
USB interface (5 V)	●
Emergency stop switch	●
Rightview camera	●
Rearview camera	●
AM-FM radio with digital display	●
DAB bluetooth digital radio	○
Travel buzzer with switch	●
Rotating beacon	●
Two front working light on the cab (LED)	●
One rear working light on the cab (LED)	●
Two working lights on the boom (LED)	●
Interior light	●

Standard: ●

Optional: ○

· Some of these standard or optional equipment may not be available for certain markets.

· Pictures may include attachments and optional equipment that are not available in your area.

· Materials and specifications are subjected to change without advance notice.

· Please contact your local XCMG dealer for more information on availability or to customise your machine to suit your applications requirements.



# Optimum Services , XCMG Guaranteed



XCMG approved attachments



Genuine parts



Financial solutions



Maintenance contract



## Professional Integrated Complete Solutions

XCMG group has built a strong reputation based on the quality, reliability and durability of its construction machinery. What's more, XCMG has gradually established a service network to constantly provide its local integrated and highly efficient complete solutions for all customers.

## Full Range of Services Ready for you

In order to respond to your needs as fast as possible, XCMG experts are on their way to your job site from one of our facilities near you. Full range of services are available in order to reduce your total cost of ownership and increase your revenue.

The available attachments include but not limited to the following:

Hydraulic quick coupler



Hydraulic thumb



Hammer



Timber grab



Hydraulic shear



Scrap shear



Orange peel grab





 **XCMG** |  **Navitrans**

